



## EdgeSwitch® 24 **LITE**



QUICK START GUIDE

## Introduction

Thank you for purchasing the Ubiquiti Networks® EdgeSwitch® Lite. This Quick Start Guide is designed to guide you through installation and also includes warranty terms.

## Package Contents



EdgeSwitch Lite



Power Cord



Rack-Mount Brackets  
(Qty. 2)



Bracket Screws  
(Qty. 8)



Mounting Screws  
(Qty. 4)



Cage Nuts  
(Qty. 4)

**TERMS OF USE:** All Ethernet cabling runs must use CAT5 (or above). It is the professional installer's responsibility to follow local country regulations, including operation within legal frequency channels, output power, indoor cabling requirements, and Dynamic Frequency Selection (DFS) requirements.

## Installation Requirements

- Phillips screwdriver (for rack- or wall-mounting)
- Standard-sized, 19" wide rack with a minimum of 1U height available (for rack-mounting)
- For indoor applications, use Category 5 (or above) UTP cabling approved for indoor use.
- For outdoor applications, shielded Category 5 (or above) cabling should be used for all wired Ethernet connections and should be grounded through the AC ground of the power supply.

We recommend that you protect your networks from harmful outdoor environments and destructive ESD events with industrial-grade, shielded Ethernet cable from Ubiquiti Networks. For more details, visit: [www.ubnt.com/toughcable](http://www.ubnt.com/toughcable)



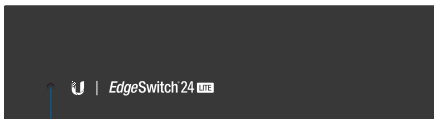
**WARNING:** To reduce the risk of fire or electric shock, do not expose the EdgeSwitch Lite to rain or moisture.



**Note:** Although the cabling can be located outdoors, the EdgeSwitch Lite itself should be housed inside a protective enclosure.


# Hardware Overview

## Front Panel LEDs




System

### System LED

 **Note:** The System LED functionality has been updated with firmware v1.8.0. We recommend that you update the EdgeSwitch to the latest firmware.

State	Status
Flashing White	Bootup in progress.
White	Ready for use, not connected to Ubiquiti® Network Management System (UNMS™).
Blue	Ready for use, connected to UNMS.
Steady Blue with Occasional Flashing	Ready for use, unable to connect to UNMS, check connection to UNMS server.
Quickly Flashing Blue	Used to locate a device in UNMS.
Alternating Blue/White	Firmware upgrade in progress.

You can use the EdgeSwitch Configuration Interface or UNMS to manage your device. UNMS lets you configure, monitor, upgrade, and back up your devices using a single application. Get started at [www.unms.com](http://www.unms.com)




## RJ45 LEDs

LED	State	Status
Speed/ Link/ Activity	Off	No Link
	Amber	Link Established at 10/100 Mbps
	Amber Flashing	Link Activity at 10/100 Mbps
	Green	Link Established at 1000 Mbps (1 Gbps)
	Green Flashing	Link Activity at 1000 Mbps (1 Gbps)

## SFP LEDs

LED	State	Status
Speed/ Link/ Activity	Off	No Link
	Amber	Link Established at 100 Mbps
	Amber Flashing	Link Activity at 100 Mbps
	Green	Link Established at 1000 Mbps (1 Gbps)
	Green Flashing	Link Activity at 1000 Mbps (1 Gbps)

## Front Panel Button




Button	Description
Reset	<p>There are two methods to reset the EdgeSwitch Lite to factory defaults:</p> <p><b>Runtime Reset (Recommended)</b></p> <p>The EdgeSwitch Lite should be running after bootup is complete, and the <i>System</i> LED is white. Press and hold the <b>Reset</b> button. The EdgeSwitch Lite will reboot, and the <i>System</i> LED becomes blue after three seconds. Continue to hold the <b>Reset</b> button for about 15 seconds until the <i>System</i> LED flashes blue for two seconds. This indicates that the EdgeSwitch Lite has reset to its factory defaults.</p> <p><b>Power-on Reset</b></p> <ol style="list-style-type: none"><li>1. Disconnect the <i>Power Cord</i> from the EdgeSwitch Lite.</li><li>2. While connecting the <i>Power Cord</i> to the EdgeSwitch Lite, hold the <b>Reset</b> button for about 15 seconds until the <i>System</i> LED flashes blue for two seconds. This indicates that the EdgeSwitch Lite has reset to its factory defaults.</li></ol>

## Front Panel Ports



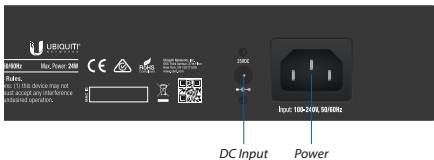
Port	Description
RJ45 1-24	RJ45 ports support 10/100/1000 Ethernet connections.
SFP 1-2	Hot-swappable SFP ports support 1 Gbps connections.

## Back Panel Console Port



Port	Description
Console	<p>RJ45 serial console port for Command Line Interface (CLI) management. Use an RJ45-to-DB9, serial console cable, also known as a rollover cable, to connect the <i>Console</i> port to your computer. Then configure the following settings as needed:</p> <ul style="list-style-type: none"><li>• <i>Baud rate</i> 115200</li><li>• <i>Data bits</i> 8</li><li>• <i>Parity</i> NONE</li><li>• <i>Stop bits</i> 1</li><li>• <i>Flow control</i> NONE</li></ul>

## Back Panel Power

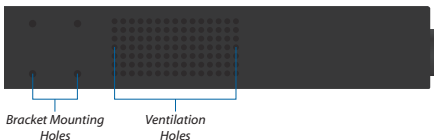


**DC Input** The 25VDC input can connect a redundant or stand-alone DC power source (not included) with minimum power: 25W, 25 to 16V, and 2.5 mm DC power inline connector.

**Note:** You can use the redundant DC power source as a hot spare; if the internal AC/DC power supply no longer provides power, then the EdgeSwitch Lite will switch to the DC power source without interrupting its operation.

**Power** Connect the included *Power Cord* to the *Power* port.

## Side Panel






## Hardware Installation

The EdgeSwitch Lite can be placed on a horizontal surface, mounted on a wall, or mounted in a rack.


**!** **WARNING:** FAILURE TO PROVIDE PROPER VENTILATION MAY CAUSE FIRE HAZARD. KEEP AT LEAST 20 MM OF CLEARANCE NEXT TO THE VENTILATION HOLES FOR ADEQUATE AIRFLOW.

### Mounting in a Rack (Optional)

1. Attach the *Rack-Mount Brackets* to the EdgeSwitch Lite using the eight *Bracket Screws*.



2. Attach the EdgeSwitch Lite to the rack or wall using the four *Mounting Screws*. (If the rack has square slots, then use the *Cage Nuts* with the *Mounting Screws*.)

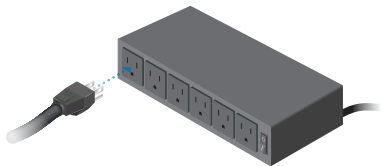


## Connecting Power

1. Connect the *Power Cord* to the *Power* port of the EdgeSwitch Lite.



2. Connect the other end of the *Power Cord* to a power outlet.




## Connecting Ethernet

1. Connect an Ethernet cable from your computer or host system to any port of the EdgeSwitch Lite.



2. Connect Ethernet cables from the Ethernet ports of your devices to the numbered ports of the EdgeSwitch Lite.



## Using SFP Ports

To use an *SFP* port:

1. Remove the protective plug covering the *SFP* port.
2. Plug a compatible fiber module into the *SFP* port.



3. Connect the fiber optic cable to the fiber module. Then connect the other end of the cable to another fiber device.



For information about compatible fiber SFP modules, visit:  
**[community.ubnt.com/edgemax](https://community.ubnt.com/edgemax)**

## Accessing the Configuration Interface

The EdgeSwitch Lite is set to *DHCP* by default, so it will try to automatically obtain an IP address. If that fails, then it will use the default fallback IP address, *192.168.1.2*. Proceed to the appropriate section, *DHCP* or *Fallback IP Address*:

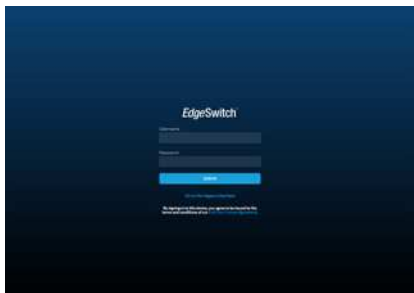
### DHCP

Use one of the following methods:

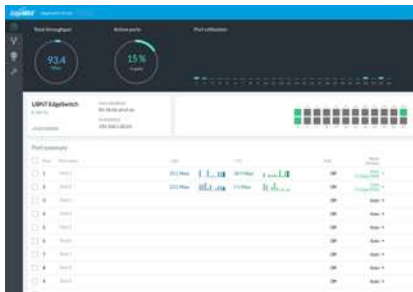
- Set up the DHCP server to provide a specific IP address to the EdgeSwitch Lite based on its MAC address (on the label).
- Let the EdgeSwitch Lite obtain an IP address and then check the DHCP server or UBNT Discovery Tool (available for download at [downloads.ubnt.com](http://downloads.ubnt.com)) to see which IP address was assigned.

To log in, follow these steps:

1. Launch your web browser. Type the appropriate IP address in the address field. Press **enter** (PC) or **return** (Mac).
2. The login screen will appear. Enter **ubnt** in the *Username* and *Password* fields. Click **Sign In**.



3. The EdgeSwitch Lite Configuration Interface will appear. Customize additional settings as needed.

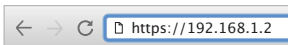


For more information, refer to the EdgeSwitch documentation, which is available at [www.ubnt.com/download/edgemax](http://www.ubnt.com/download/edgemax)

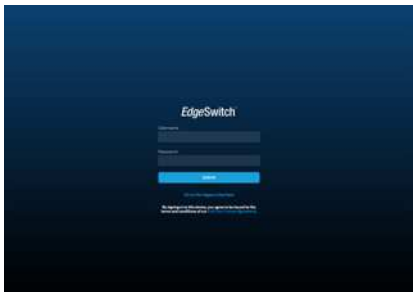
You can also manage your device using the Ubiquiti® Network Management System. UNMS™ lets you configure, monitor, upgrade, and back up your devices using a single application. Get started at [www.unms.com](http://www.unms.com)


### Fallback IP Address

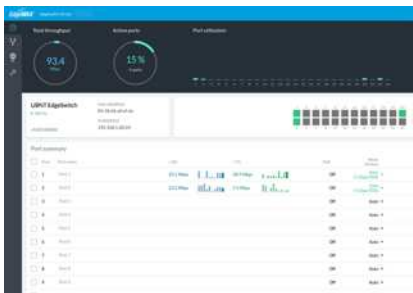
1. Ensure that your computer (or other host system) is connected to the EdgeSwitch Lite.
2. Configure the Ethernet adapter on your host system with a static IP address on the 192.168.1.x subnet.
3. Launch your web browser. Type the appropriate IP address in the address field (192.168.1.2 is the default fallback IP address). Press **enter** (PC) or **return** (Mac).



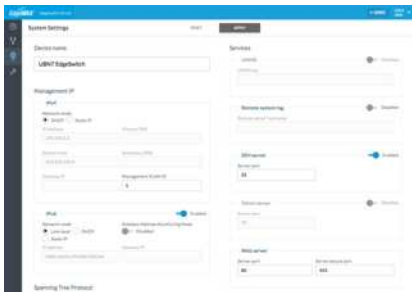
4. The login screen will appear. Enter **ubnt** in the *Username* and *Password* fields. Click **Sign In**.



5. The EdgeSwitch Lite Configuration Interface will appear. Click the **Settings**  icon.



6. Change the *IP Address* to a unique IP address. Click **Apply**.



**Note:** If you change the IP settings, then the session will be cut off, and you will need to reconnect to the EdgeSwitch Lite using the new IP address.

Customize additional settings as needed. For more information, refer to the EdgeSwitch documentation, which is available at [www.ubnt.com/download/edgemax](http://www.ubnt.com/download/edgemax)

You can also manage your device using the Ubiquiti Network Management System. UNMS lets you configure, monitor, upgrade, and back up your devices using a single application. Get started at [www.unms.com](http://www.unms.com)





## Specifications


ES-24-Lite	
Dimensions	443 x 43 x 221 mm (17.44 x 1.69 x 8.70")
Weight	
Rack-Mount Brackets Included	2.6 kg (5.7 lb)
Rack-Mount Brackets Excluded	2.51 kg (5.53 lb)
Total Non-Blocking Line Rate	26 Gbps
Max. AC Power Consumption	25W
Power Method	
AC	100-240VAC/50-60 Hz, Universal Input
DC	DC 25W, 25 to 16V, with 2.5 mm DC Power Inline Connector
Power Supply	AC/DC, Internal, 25W DC
Rack-Mount	Yes, 1U High
ESD/EMP Protection	Air: ± 24 kV, Contact: ± 24 kV
Shock and Vibration	ETSI300-019-1.4 Standard
LEDs Per Port	
RJ45 Data Ports	Speed/Link/Activity
SFP Data Ports	Speed/Link/Activity
Interfaces	
Networking Interfaces	(24) 10/100/1000 Mbps RJ45 Ethernet Ports (2) 1 Gbps SFP Ethernet Ports
Management Interface	(1) RJ45 Serial Port Out-of-Band, Ethernet In-Band
Operating Temperature	-5 to 40° C (23 to 104° F)
Operating Humidity	5 to 95% Noncondensing
Certifications	CE, FCC, IC


## Safety Notices

1. Read, follow, and keep these instructions.
2. Heed all warnings.
3. Only use attachments/accessories specified by the manufacturer.

 **WARNING:** Failure to provide proper ventilation may cause fire hazard. Keep at least 20 mm of clearance next to the ventilation holes for adequate airflow.

 **WARNING:** To reduce the risk of fire or electric shock, do not expose this product to rain or moisture.

 **WARNING:** Do not use this product in location that can be submerged by water.

 **WARNING:** Avoid using this product during an electrical storm. There may be a remote risk of electric shock from lightning.

## Electrical Safety Information

1. Compliance is required with respect to voltage, frequency, and current requirements indicated on the manufacturer's label. Connection to a different power source than those specified may result in improper operation, damage to the equipment or pose a fire hazard if the limitations are not followed.
2. There are no operator serviceable parts inside this equipment. Service should be provided only by a qualified service technician.
3. This equipment is provided with a detachable power cord which has an integral safety ground wire intended for connection to a grounded safety outlet.
  - a. Do not substitute the power cord with one that is not the provided approved type. Never use an adapter plug to connect to a 2-wire outlet as this will defeat the continuity of the grounding wire.
  - b. The equipment requires the use of the ground wire as a part of the safety certification, modification or misuse can provide a shock hazard that can result in serious injury or death.
  - c. Contact a qualified electrician or the manufacturer if there are questions about the installation prior to connecting the equipment.
  - d. Protective earthing is provided by Listed AC adapter. Building installation shall provide appropriate short-circuit backup protection.
  - e. Protective bonding must be installed in accordance with local national wiring rules and regulations.

## Limited Warranty

[www.ubnt.com/support/warranty/](http://www.ubnt.com/support/warranty/)

The limited warranty requires the use of arbitration to resolve disputes on an individual basis, and, where applicable, specify arbitration instead of jury trials or class actions.

## Compliance

### FCC

Changes or modifications not expressly approved by the party responsible for compliance could void the user's authority to operate the equipment.

This device complies with Part 15 of the FCC Rules. Operation is subject to the following two conditions:

1. This device may not cause harmful interference, and
2. This device must accept any interference received, including interference that may cause undesired operation.

NOTE: This equipment has been tested and found to comply with the limits for a Class A digital device, pursuant to part 15 of the FCC Rules. These limits are designed to provide reasonable protection against harmful interference when the equipment is operated in a commercial environment. This equipment generates, uses, and can radiate radio frequency energy and, if not installed and used in accordance with the instruction manual, may cause harmful interference to radio communications. Operations of this equipment in a residential area is likely to cause harmful interference in which case the user will be required to correct the interference at his own expense.

### ISED Canada

#### CAN ICES-3(A)/NMB-3(A)

This Class A digital apparatus complies with Canadian CAN ICES-003.

#### CAN ICES-3(A)/NMB-3(A)

Cet appareil numérique de la classe A est conforme à la norme NMB-003 du Canada.

### Australia and New Zealand



Warning: This is a Class A product. In a domestic environment this product may cause radio interference in which case the user may be required to take adequate measures.

## CE Marking

CE marking on this product represents the product is in compliance with all directives that are applicable to it.



## RoHS/WEEE Compliance Statement



### English

European Directive 2012/19/EU requires that the equipment bearing this symbol on the product and/or its packaging must not be disposed of with unsorted municipal waste. The symbol indicates that this product should be disposed of separately from regular household waste streams. It is your responsibility to dispose of this and other electric and electronic equipment via designated collection facilities appointed by the government or local authorities. Correct disposal and recycling will help prevent potential negative consequences to the environment and human health. For more detailed information about the disposal of your old equipment, please contact your local authorities, waste disposal service, or the shop where you purchased the product.

### Deutsch

Die Europäische Richtlinie 2012/19/EU verlangt, dass technische Ausrüstung, die direkt am Gerät und/oder an der Verpackung mit diesem Symbol versehen ist, nicht zusammen mit unsortiertem Gemeindeabfall entsorgt werden darf. Das Symbol weist darauf hin, dass das Produkt von regulärem Haushaltsmüll getrennt entsorgt werden sollte. Es liegt in Ihrer Verantwortung, dieses Gerät und andere elektrische und elektronische Geräte über die dafür zuständigen und von der Regierung oder örtlichen Behörden dazu bestimmten Sammelstellen zu entsorgen. Ordnungsgemäßes Entsorgen und Recyceln trägt dazu bei, potentielle negative Folgen für Umwelt und die menschliche Gesundheit zu vermeiden. Wenn Sie weitere Informationen zur Entsorgung Ihrer Altgeräte benötigen, wenden Sie sich bitte an die örtlichen Behörden oder städtischen Entsorgungsdienste oder an den Händler, bei dem Sie das Produkt erworben haben.

## Español

La Directiva 2012/19/UE exige que los equipos que lleven este símbolo en el propio aparato y/o en su embalaje no deben eliminarse junto con otros residuos urbanos no seleccionados. El símbolo indica que el producto en cuestión debe separarse de los residuos domésticos convencionales con vistas a su eliminación. Es responsabilidad suya desechar este y cualesquiera otros aparatos eléctricos y electrónicos a través de los puntos de recogida que ponen a su disposición el gobierno y las autoridades locales. Al desechar y reciclar correctamente estos aparatos estará contribuyendo a evitar posibles consecuencias negativas para el medio ambiente y la salud de las personas. Si desea obtener información más detallada sobre la eliminación segura de su aparato usado, consulte a las autoridades locales, al servicio de recogida y eliminación de residuos de su zona o pregunte en la tienda donde adquirió el producto.

## Français

La directive européenne 2012/19/UE exige que l'équipement sur lequel est apposé ce symbole sur le produit et/ou son emballage ne soit pas jeté avec les autres ordures ménagères. Ce symbole indique que le produit doit être éliminé dans un circuit distinct de celui pour les déchets des ménages. Il est de votre responsabilité de jeter ce matériel ainsi que tout autre matériel électrique ou électronique par les moyens de collecte indiqués par le gouvernement et les pouvoirs publics des collectivités territoriales. L'élimination et le recyclage en bonne et due forme ont pour but de lutter contre l'impact néfaste potentiel de ce type de produits sur l'environnement et la santé publique. Pour plus d'informations sur le mode d'élimination de votre ancien équipement, veuillez prendre contact avec les pouvoirs publics locaux, le service de traitement des déchets, ou l'endroit où vous avez acheté le produit.

## Italiano

La direttiva europea 2012/19/UE richiede che le apparecchiature contrassegnate con questo simbolo sul prodotto e/o sull'imballaggio non siano smaltite insieme ai rifiuti urbani non differenziati. Il simbolo indica che questo prodotto non deve essere smaltito insieme ai normali rifiuti domestici. È responsabilità del proprietario smaltire sia questi prodotti sia le altre apparecchiature elettriche ed elettroniche mediante le specifiche strutture di raccolta indicate dal governo o dagli enti pubblici locali. Il corretto smaltimento ed il riciclaggio aiuteranno a prevenire conseguenze potenzialmente negative per l'ambiente e per la salute dell'essere umano. Per ricevere informazioni più dettagliate circa lo smaltimento delle vecchie apparecchiature in Vostro possesso, Vi invitiamo a contattare gli enti pubblici di competenza, il servizio di smaltimento rifiuti o il negozio nel quale avete acquistato il prodotto.

# Declaration of Conformity

**български [Bulgarian]** С настоящото UBIQUITI NETWORKS декларира, че това устройство ES-24-Lite е в съответствие със съществените изисквания и други приложими разпоредби на Директиви 2014/30/ЕС, 2014/35/ЕС. Цялостният текст на ЕС декларацията за съответствие може да се намери на следния интернет адрес: [www.ubnt.com/compliance](http://www.ubnt.com/compliance)

**Hrvatski [Croatian]** UBIQUITI NETWORKS ovim izjavljuje da je ovaj uređaj ES-24-Lite sukladan osnovnim zahtjevima i ostalim bitnim odredbama Direktiva 2014/30/EU, 2014/35/EU. Cjeloviti tekst EU izjave o sukladnosti dostupan je na sljedećoj internetskoj adresi: [www.ubnt.com/compliance](http://www.ubnt.com/compliance)

**Čeština [Czech]** UBIQUITI NETWORKS tímto prohlašuje, že toto ES-24-Lite zařízení, je ve shodě se základními požadavky a dalšími příslušnými ustanoveními směrnic 2014/30/EU, 2014/35/EU. Úplné znění EU prohlášení o shodě je k dispozici na této internetové adrese: [www.ubnt.com/compliance](http://www.ubnt.com/compliance)

**Dansk [Danish]** Hermed, UBIQUITI NETWORKS, erklærer at denne ES-24-Lite enhed, er i overensstemmelse med de væsentlige krav og øvrige relevante krav i direktiver 2014/30/EU, 2014/35/EU. EU-overensstemmelseserklæringens fulde tekst kan findes på følgende internetadresse: [www.ubnt.com/compliance](http://www.ubnt.com/compliance)

**Nederlands [Dutch]** Hierbij verklaart UBIQUITI NETWORKS, dat deze ES-24-Lite apparaat, in overeenstemming is met de essentiële eisen en de andere relevante bepalingen van richtlijnen 2014/30/EU, 2014/35/EU. De volledige tekst van de EU-conformiteitsverklaring kan worden geraadpleegd op het volgende internetadres: [www.ubnt.com/compliance](http://www.ubnt.com/compliance)

**English** Hereby, UBIQUITI NETWORKS, declares that this ES-24-Lite device, is in compliance with the essential requirements and other relevant provisions of Directives 2014/30/EU, 2014/35/EU. The full text of the EU declaration of conformity is available at the following internet address: [www.ubnt.com/compliance](http://www.ubnt.com/compliance)

**Eesti keel [Estonian]** Käesolevaga UBIQUITI NETWORKS kinnitab, et antud ES-24-Lite seade, on vastavus olulistele nõuetele ja teistele asjakohastele sätetele direktiivide 2014/30/EL, 2014/35/EL. Eli vastavusdeklaratsiooni täielik tekst on kättesaadav järgmisel internetiaadressil: [www.ubnt.com/compliance](http://www.ubnt.com/compliance)

**Suomi [Finnish]** Täten UBIQUITI NETWORKS vakuuttaa, että tämä ES-24-Lite laite, on yhdenmukainen olennaisten vaatimusten ja muiden sitä koskevien direktiivien 2014/30/EU, 2014/35/EU. EU-vaatimustenmukaisuusvakuutuksen täysimittainen teksti on saatavilla seuraavassa internetosoitteessa: [www.ubnt.com/compliance](http://www.ubnt.com/compliance)

**Français [French]** Par la présente UBIQUITI NETWORKS déclare que l'appareil ES-24-Lite, est conforme aux exigences essentielles et aux autres dispositions pertinentes des directives 2014/30/UE, 2014/35/UE. Le texte complet de la déclaration UE de conformité est disponible à l'adresse internet suivante: [www.ubnt.com/compliance](http://www.ubnt.com/compliance)

**Deutsch [German]** Hiermit erklärt UBIQUITI NETWORKS, dass sich dieses ES-24-Lite Gerät, in Übereinstimmung mit den grundlegenden Anforderungen und den anderen relevanten Vorschriften der Richtlinien 2014/30/EU, 2014/35/EU befindet. Der vollständige Text der EU-Konformitätserklärung ist unter der folgenden Internetadresse verfügbar: [www.ubnt.com/compliance](http://www.ubnt.com/compliance)

**Ελληνικά [Greek]** Δια του παρόντος, UBIQUITI NETWORKS, δηλώνει ότι αυτή η συσκευή ES-24-Lite, είναι σε συμμόρφωση με τις βασικές απαιτήσεις και τις λοιπές σχετικές διατάξεις των οδηγιών 2014/30/ΕΕ, 2014/35/ΕΕ. Το πλήρες κείμενο της δήλωσης συμμόρφωσης ΕΕ διατίθεται στην ακόλουθη ιστοσελίδα στο διαδίκτυο: [www.ubnt.com/compliance](http://www.ubnt.com/compliance)

**Magyar [Hungarian]** Ezennel UBIQUITI NETWORKS kijelenti, hogy ez a ES-24-Lite készülék megfelel az alapvető követelményeknek és más vonatkozó 2014/30/EU, 2014/35/EU irányelvek rendelkezéseit. Az EU-megfelelőségi nyilatkozat teljes szövege elérhető a következő internetes címen: [www.ubnt.com/compliance](http://www.ubnt.com/compliance)

**Íslenska [Icelandic]** Hér, UBIQUITI NETWORKS, því yfir að þetta ES-24-Lite tæki er í samræmi við grunnkröfur og önnur viðeigandi ákvæði tilskipana 2014/30/ESB, 2014/35/ESB. Fullur texti ESB samræmisýfirlýsing er að finna á eftirfarandi netfangi: [www.ubnt.com/compliance](http://www.ubnt.com/compliance)

**Italiano [Italian]** Con la presente, UBIQUITI NETWORKS, dichiara che questo dispositivo ES-24-Lite, è conforme ai requisiti essenziali ed alle altre disposizioni pertinenti delle direttive 2014/30/UE, 2014/35/UE. Il testo completo della dichiarazione di conformità UE è disponibile al seguente indirizzo Internet: [www.ubnt.com/compliance](http://www.ubnt.com/compliance)

**Latviešu valoda [Latvian]** Ar šo, UBIQUITI NETWORKS, deklarē, ka ES-24-Lite ierīce, ir saskaņā ar būtiskajām prasībām un citiem attiecīgiem noteikumiem Direktīvās 2014/30/ES, 2014/35/ES. Pilns ES atbilstības deklarācijas teksts ir pieejams šādā interneta vietnē: [www.ubnt.com/compliance](http://www.ubnt.com/compliance)

**Lietuvių kalba [Lithuanian]** UBIQUITI NETWORKS deklaruoja, kad šis ES-24-Lite įrenginys atitinka esminius reikalavimus ir kitas 2014/30/ES, 2014/35/ES Direktyvų nuostatas. Visas ES atitikties deklaracijos tekstas prieinamas šiuo interneto adresu: [www.ubnt.com/compliance](http://www.ubnt.com/compliance)

**Malti [Maltese]** Hawnehkk, UBIQUITI NETWORKS, tidjkkjara li dan il-mezz ES-24-Lite huwa konformi mar-rekwiżiti essenzjali u dispożizzjonijiet rilevanti oħrajn ta' Direttivi 2014/30/UE, 2014/35/UE. Id-dikjarazzjoni tal-konformità tista' tiġi kkkonsultata minn [www.ubnt.com/compliance](http://www.ubnt.com/compliance)

**Norsk [Norwegian]** Herved UBIQUITI NETWORKS, erklærer at denne ES-24-Lite enheten, er i samsvar med de grunnleggende kravene og andre relevante bestemmelser i direktivene 2014/30/EU, 2014/35/EU. Den fulle teksten til EU-samsvarserklæringen er tilgjengelig på følgende internettadresse: [www.ubnt.com/compliance](http://www.ubnt.com/compliance)

**Polski [Polish]** Niniejszym, Ubiquiti Networks, oświadcza, że urządzenie ES-24-Lite, jest zgodny z zasadniczymi wymaganiami oraz pozostałymi stosownymi postanowieniami Dyrektyw 2014/30/UE, 2014/35/UE. Pełny tekst deklaracji zgodności UE jest dostępny pod następującym adresem internetowym: [www.ubnt.com/compliance](http://www.ubnt.com/compliance)

**Português [Portuguese]** UBIQUITI NETWORKS declara que este dispositivo ES-24-Lite, está conforme com os requisitos essenciais e outras disposições das Directivas 2014/30/UE, 2014/35/UE. O texto integral da declaração de conformidade está disponível no seguinte endereço de Internet: [www.ubnt.com/compliance](http://www.ubnt.com/compliance)

**Română [Romanian]** Prin prezenta, UBIQUITI NETWORKS declară că acest dispozitiv ES-24-Lite este în conformitate cu cerințele esențiale și alte prevederi relevante ale Directivelor 2014/30/UE, 2014/35/UE. Textul integral al declarației UE de conformitate este disponibil la următoarea adresă internet: [www.ubnt.com/compliance](http://www.ubnt.com/compliance)

**Slovenčina [Slovak]** Týmto UBIQUITI NETWORKS, prehlasuje, že toto ES-24-Lite zariadenie, je v súlade so základnými požiadavkami a ďalšími relevantnými ustanoveniami smernice 2014/30/EÚ, 2014/35/EÚ. Úplné EÚ vyhlásenie o zhode je k dispozícii na tejto internetovej adrese: [www.ubnt.com/compliance](http://www.ubnt.com/compliance)

**Slovenščina [Slovenian]** Družba UBIQUITI NETWORKS izjavlja, da je naprava ES-24-Lite v skladu z obveznimi zahtevami in drugimi ustreznimi določbami direktiv 2014/30/EU in 2014/35/EU. Celotno besedilo izjave EU o skladnosti je na voljo na naslednjem spletnem naslovu: [www.ubnt.com/compliance](http://www.ubnt.com/compliance)

**Español [Spanish]** Por medio de la presente UBIQUITI NETWORKS declara que este dispositivo ES-24-Lite, cumple con los requisitos esenciales y cualesquiera otras disposiciones aplicables o exigibles de las Directivas 2014/30/UE, 2014/35/UE. El texto completo de la declaración UE de conformidad está disponible en la dirección Internet siguiente: [www.ubnt.com/compliance](http://www.ubnt.com/compliance)

**Svenska [Swedish]** Härmed UBIQUITI NETWORKS, intygar att denna ES-24-Lite enhet är i överensstämmelse med de väsentliga egenskapskrav och övriga relevanta bestämmelser som framgår av direktiven 2014/30/EU, 2014/35/EU. Den fullständiga texten till EU-försäkran om överensstämmelse finns på följande webbadress: [www.ubnt.com/compliance](http://www.ubnt.com/compliance)

## Online Resources

Support [help.ubnt.com](http://help.ubnt.com)

Community [community.ubnt.com](http://community.ubnt.com)

Downloads [downloads.ubnt.com](http://downloads.ubnt.com)



[www.ubnt.com](http://www.ubnt.com)

Ubiquiti Networks, Inc.  
685 Third Avenue, 27th Floor  
New York, NY 10017  
USA