



UniFi[®] | VoIP Phone



QUICK START GUIDE

Introduction

Thank you for purchasing the Ubiquiti Networks® UniFi® VoIP Phone, model UVP. The phone interface is based on the popular Android™ platform for ease of use. This Quick Start Guide is designed to guide you through installation and also includes warranty terms.

Package Contents



UniFi VoIP Phone



Micro Cloth



Quick Start Guide

Installation Requirements

- UniFi Switch or PoE (802.3af-compliant) switch
- UniFi Controller
- Third-Party SIP/PBX Provider

TERMS OF USE: All Ethernet cabling runs must use CAT5 (or above). It is the customer's responsibility to follow local country regulations and indoor cabling requirements.

Before You Begin

Remove the protective covering from the handset.



Remove the protective film from the touchscreen.



Hardware Overview

Front



Touchscreen The 5" (diagonal) touchscreen display is used for all interface navigation and dialing.

Volume Use the volume arrows to adjust audio levels.

LED The LED will illuminate when the device is first connected to a 48V power source. Once the phone has started up, the LED will turn off.

! **IMPORTANT:** The LED will flash when a firmware update is occurring. Do not disconnect power/Ethernet from the device during this time.

Back Ports



PoE/LAN The *PoE/LAN* Ethernet port is 802.3at-compliant and is used to connect data and power to the phone. Connect this port to the same network as the UniFi Security Gateway VOIP port.

PC The Ethernet port labeled *PC* is used for bridging.

! **WARNING:** Do not connect a powered Ethernet connection to the port labeled *PC*.

Side Ports



Micro-USB Port The *Micro-USB* port is only intended for advanced users connecting the phone to a computer.



Headset Jack 3.5 mm jack for optional wired stereo and microphone headsets.

Handset



Mute Press the *Mute* button to mute the microphone on the handset.



640-00115-20

Hardware Installation

The UniFi VoIP Phone is designed for desktop placement. To connect the phone, perform the following steps:

1. Connect one end of an Ethernet cable to the wall jack that is connected to your 48V, 802.3af-compliant switch.



2. Connect the other end of the Ethernet cable to the port labeled *PoE/LAN* on the UniFi VoIP Phone.



Software Configuration

The UniFi VoIP Phone is automatically detected by the UniFi Controller (4.6.x or above).

Installing the UniFi Controller

If you haven't already installed the UniFi Controller software, you can download it at downloads.ubnt.com/unifi

Adopting the Phone in the UniFi Controller



1. Launch the UniFi Controller and go to the **Devices** tab.
2. Click **Adopt**.

Navigating the Interface

The *Home* screen contains a Google™ search widget, five default icons at the bottom of the screen, and the three action bar icons.

Google™ Search Widget

Use the Google™ search widget to type or speak voice commands. Touch the bar to bring up a virtual keyboard, or touch the microphone icon to say a voice command.



Default Home Screen Icons

Icon Description



Phone Displays the keypad to make a call. Recent calls, contacts, and voicemail are also accessible from here.



People Press to view a list of contacts.



Apps Press to access the *Apps* screen. This default icon is the only one that cannot be removed from the *Home* screen.






Google Play™ Store Press to open the Google Play™ store. Download apps, music, movies, books, games, and other media. A new or existing account is required for access.



Google™ Apps Folder Contains the Google™ suite of apps including Gmail™, YouTube™, Chrome™, Hangouts™, Google Drive™, Google Maps™, and more.


Action Bar Icons

Icon	Description
	Back Opens the previous screen you were working in, even if it was in a different app. Once you return to the <i>Home</i> screen, you can't go back any further.
	Home Returns to the <i>Home</i> screen.
	Recent Apps Displays a list of recently used apps. Press an app to open it. To close an app and remove it from the list, swipe it left or right.

Customizing the Home Screen

Widgets and shortcuts to favorite apps can be placed on the *Home* screen. Multiple app shortcuts can also be grouped into one folder.

Adding App Shortcuts to the Home Screen

To place an app on the *Home* screen, press the **Apps**  icon on the *Home* screen. The *Apps* screen will be displayed. Press and hold the icon until it appears on the *Home* screen. Drag the icon to the desired location and release it.

Creating Folders on the Home Screen

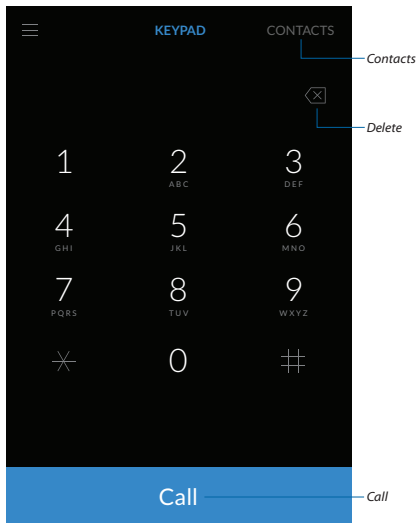
To create a folder containing multiple app shortcuts, drag an app shortcut over another app shortcut on the *Home* screen.

Removing Items from the Home Screen

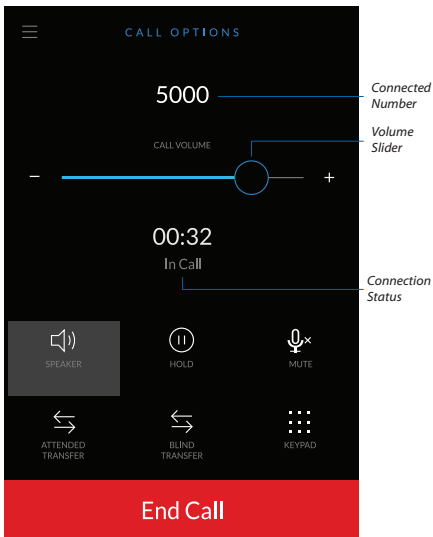
To remove a widget or app shortcut from the *Home* screen, press and hold the item until the *Remove* text appears at the top of the screen. Drag the item to the *Remove* text.

Making a Call

Lift the handset to make a call and the dialer screen will appear. Use the touchscreen to enter the phone number. Use the *Delete* button to correct any mistakes. Press the *Call* button to make a call.



Call Manager



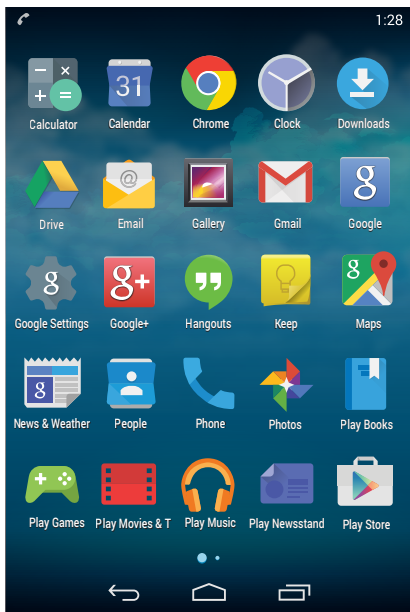
Connected Number Displays the extension or phone number that is being dialed or that is currently connected.

Volume Slider Use the slider to increase or decrease the volume level.

Connection Status Displays "Dialing" or the total elapsed time of the currently connected call.

Apps Screen

Pressing the **Apps** icon brings up the *Apps* screen. Touch an app icon to launch an app.



For additional details on using the UniFi VoIP Phone, refer to the user guide at documentation.ubnt.com

Specifications

UVP	
Dimensions	166 x 140 x 182.5 mm (6.50 x 5.50 x 7.19")
Weight	1.10 kg (2.43 lbs)
Display	5" (Diagonal), 640 x 960, 231 ppi Multi-Touch, Full Color
LED	Power: White, Glowing
Handset	Dynamic Receiver 32 ohm/101 dB/30 mW Microphone Omnidirectional/-36 dB/2.2K ohm
Echo Cancellation	DSP removing Ambient Noise and Acoustic Echo
Power Input	PoE 802.3.af (13W)
Hands-Free Speaker	Mono 2.6W
Hands-Free Microphone	Omnidirectional/SNR 61±5 dB/ Sensitivity -38±3 dB Analog Silicon Microphone
Connectivity	(2) 10/100/1000 Ethernet Ports (1) USB 2.0 Micro-USB Port
Headset Support	3.5mm Audio Jack 270mW CTIA (LRGM)
Accessory Detection	Volume Up/Down and Media Detection
Processor	Dual-Core Cortex A9, 1.2 GHz
Storage	4 GB (Shared with Other Applications)
RAM	1 GB
Software	
OS	Android 4.4, KitKat®
Voice Codec	G.722/Speex/iLBC/PCMU/PCMA/GSM
Communication software	UniFi Phone App
Protocol	SIP/SDP/RTP/RTCP/VLAN/DHCP

Important Warning Regarding Emergency Calls

NOTE THAT THE LIMITATIONS SET FORTH BELOW ARE APPLICABLE TO ALL EMERGENCY CALLS, FUNCTIONS AND SERVICES, INCLUDING 911, ENHANCED 911 AND 112 CALLS (COLLECTIVELY, "EMERGENCY SERVICES").

1. You should be aware that:
 - a. Emergency Services may not connect to the Public Service Answering Point ("PSAP"), or may ring to the administrative line of the PSAP, which may not be staffed after hours, or by trained emergency operators.
 - b. VoIP customers may need to provide location or other information to their VoIP providers, and update this information if they change locations, for their Emergency Services to function properly.
 - c. VoIP service may not work during a power outage, or when the Internet connection fails or becomes overloaded. Consider installing a backup power supply, maintaining a traditional phone line or having a wireless phone as a backup.
 - d. VoIP service will not function if the telephone equipment or other equipment necessary to place calls is not correctly configured.
 - e. Emergency Services may correctly connect to the PSAP, but may not transmit the user's phone number and/or location information.
 - f. VoIP calls may not be capable of being received and/or processed by an emergency call center due to the center's technical limitations.
 - g. VoIP calls may be affected by other factors or force majeure events, such as the quality of the broadband connection and network congestion.
2. You should:
 - a. Provide your accurate physical address to your interconnected VoIP service provider to ensure that emergency services can quickly be dispatched to your location.
 - b. Be familiar with your VoIP service provider's procedures for updating your address, and promptly update address information in the event of a change.
 - c. Have a clear understanding of any limitations of your Emergency Services.
 - d. Inform children, babysitters and visitors about your VoIP service and its Emergency Services limitations.
3. By installing the phone, you are affirmatively acknowledging that (i) you have read and understood this Warning, (ii) you understand that you may not be able to contact emergency services by dialing or using any Emergency Service, and (iii) you understand that you must inform users of the phone that they may not be able to contact emergency services by dialing or using any Emergency Service.
4. **IN NO EVENT SHALL UBIQUITI NETWORKS, ITS AFFILIATES, OFFICERS, DIRECTORS, EMPLOYEES, REPRESENTATIVES, AGENTS OR ANY OTHER THIRD-PARTY PROVIDER OR VENDOR WHO MAY FURNISH SERVICES OR PRODUCTS TO YOU IN CONNECTION WITH THE VOIP SERVICES OR THE EQUIPMENT BE HELD LIABLE FOR ANY CLAIM, DAMAGE, OR LOSS WHATSOEVER ARISING FROM OR RELATING TO EMERGENCY SERVICES, AND YOU HEREBY WAIVE ANY AND ALL SUCH CLAIMS OR CAUSES OF ACTION ARISING THEREFROM OR RELATING THERETO.**

Safety Notices

1. Read, follow, and keep these instructions.
2. Heed all warnings.
3. Only use attachments/accessories specified by the manufacturer.



WARNING: Do not use this product in location that can be submerged by water.

Electrical Safety Information

1. Compliance is required with respect to voltage, frequency, and current requirements indicated on the manufacturer's label. Connection to a different power source than those specified may result in improper operation, damage to the equipment or pose a fire hazard if the limitations are not followed.
2. There are no operator serviceable parts inside this equipment. Service should be provided only by a qualified service technician.
3. This equipment is provided with a detachable power cord which has an integral safety ground wire intended for connection to a grounded safety outlet.
 - a. The equipment requires the use of the ground wire as a part of the safety certification, modification or misuse can provide a shock hazard that can result in serious injury or death.
 - b. Contact a qualified electrician or the manufacturer if there are questions about the installation prior to connecting the equipment.
 - c. Protective earthing is provided by Listed AC adapter. Building installation shall provide appropriate short-circuit backup protection.
 - d. Protective bonding must be installed in accordance with local national wiring rules and regulations.

Limited Warranty

UBIQUITI NETWORKS, Inc (“UBIQUITI NETWORKS”) warrants that the product(s) furnished hereunder (the “Product(s)”) shall be free from defects in material and workmanship for a period of one (1) year from the date of shipment by UBIQUITI NETWORKS under normal use and operation. UBIQUITI NETWORKS’ sole and exclusive obligation and liability under the foregoing warranty shall be for UBIQUITI NETWORKS, at its discretion, to repair or replace any Product that fails to conform to the above warranty during the above warranty period. The expense of removal and reinstallation of any Product is not included in this warranty. The warranty period of any repaired or replaced Product shall not extend beyond its original term.

Warranty Conditions

The above warranty does not apply if the Product:

- (I) has been modified and/or altered, or an addition made thereto, except by Ubiquiti Networks, or Ubiquiti Networks’ authorized representatives, or as approved by Ubiquiti Networks in writing;
- (II) has been painted, rebranded or physically modified in any way;
- (III) has been damaged due to errors or defects in cabling;
- (IV) has been subjected to misuse, abuse, negligence, abnormal physical, electromagnetic or electrical stress, including lightning strikes, or accident;
- (V) has been damaged or impaired as a result of using third party firmware;
- (VI) has no original Ubiquiti MAC label, or is missing any other original Ubiquiti label(s); or
- (VII) has not been received by Ubiquiti within 30 days of issuance of the RMA.

In addition, the above warranty shall apply only if: the product has been properly installed and used at all times in accordance, and in all material respects, with the applicable Product documentation; all Ethernet cabling runs use CAT5 (or above), and for outdoor installations, shielded Ethernet cabling is used, and for indoor installations, indoor cabling requirements are followed.

Returns

No Products will be accepted for replacement or repair without obtaining a Return Materials Authorization (RMA) number from UBIQUITI NETWORKS during the warranty period, and the Products being received at UBIQUITI NETWORKS' facility freight prepaid in accordance with the RMA process of UBIQUITI NETWORKS. Products returned without an RMA number will not be processed and will be returned freight collect or subject to disposal. Information on the RMA process and obtaining an RMA number can be found at: www.ubnt.com/support/warranty.

Disclaimer

EXCEPT FOR ANY EXPRESS WARRANTIES PROVIDED HEREIN, UBIQUITI NETWORKS, ITS AFFILIATES, AND ITS AND THEIR THIRD PARTY DATA, SERVICE, SOFTWARE AND HARDWARE PROVIDERS HEREBY DISCLAIM AND MAKE NO OTHER REPRESENTATION OR WARRANTY OF ANY KIND, EXPRESS, IMPLIED OR STATUTORY, INCLUDING, BUT NOT LIMITED TO, REPRESENTATIONS, GUARANTEES, OR WARRANTIES OF MERCHANTABILITY, ACCURACY, QUALITY OF SERVICE OR RESULTS, AVAILABILITY, SATISFACTORY QUALITY, LACK OF VIRUSES, QUIET ENJOYMENT, FITNESS FOR A PARTICULAR PURPOSE AND NON-INFRINGEMENT AND ANY WARRANTIES ARISING FROM ANY COURSE OF DEALING, USAGE OR TRADE PRACTICE IN CONNECTION WITH SUCH PRODUCTS AND SERVICES. BUYER ACKNOWLEDGES THAT NEITHER UBIQUITI NETWORKS NOR ITS THIRD PARTY PROVIDERS CONTROL BUYER'S EQUIPMENT OR THE TRANSFER OF DATA OVER COMMUNICATIONS FACILITIES, INCLUDING THE INTERNET, AND THAT THE PRODUCTS AND SERVICES MAY BE SUBJECT TO LIMITATIONS, INTERRUPTIONS, DELAYS, CANCELLATIONS AND OTHER PROBLEMS INHERENT IN THE USE OF COMMUNICATIONS FACILITIES. UBIQUITI NETWORKS, ITS AFFILIATES AND ITS AND THEIR THIRD PARTY PROVIDERS ARE NOT RESPONSIBLE FOR ANY INTERRUPTIONS, DELAYS, CANCELLATIONS, DELIVERY FAILURES, DATA LOSS, CONTENT CORRUPTION, PACKET LOSS, OR OTHER DAMAGE RESULTING FROM ANY OF THE FOREGOING. In addition, UBIQUITI NETWORKS does not warrant that the operation of the Products will be error-free or that operation will be uninterrupted. In no event shall UBIQUITI NETWORKS be responsible for damages or claims of any nature or description relating to system performance, including coverage, buyer's selection of products (including the Products) for buyer's application and/or failure of products (including the Products) to meet government or regulatory requirements.

Limitation of Liability

EXCEPT TO THE EXTENT PROHIBITED BY LOCAL LAW, IN NO EVENT WILL UBIQUITI OR ITS SUBSIDIARIES, AFFILIATES OR SUPPLIERS BE LIABLE FOR DIRECT, SPECIAL, INCIDENTAL, CONSEQUENTIAL OR OTHER DAMAGES (INCLUDING LOST PROFIT, LOST DATA, OR DOWNTIME COSTS), ARISING OUT OF THE USE, INABILITY TO USE, OR THE RESULTS OF USE OF THE PRODUCT, WHETHER BASED IN WARRANTY, CONTRACT, TORT OR OTHER LEGAL THEORY, AND WHETHER OR NOT ADVISED OF THE POSSIBILITY OF SUCH DAMAGES.

Note

Some countries, states and provinces do not allow exclusions of implied warranties or conditions, so the above exclusion may not apply to you. You may have other rights that vary from country to country, state to state, or province to province. Some countries, states and provinces do not allow the exclusion or limitation of liability for incidental or consequential damages, so the above limitation may not apply to you. EXCEPT TO THE EXTENT ALLOWED BY LOCAL LAW, THESE WARRANTY TERMS DO NOT EXCLUDE, RESTRICT OR MODIFY, AND ARE IN ADDITION TO, THE MANDATORY STATUTORY RIGHTS APPLICABLE TO THE LICENSE OF ANY SOFTWARE (EMBEDDED IN THE PRODUCT) TO YOU. The United Nations Convention on Contracts for the International Sale of Goods shall not apply to any transactions regarding the sale of the Products.

Compliance

FCC

Changes or modifications not expressly approved by the party responsible for compliance could void the user's authority to operate the equipment. This device complies with Part 15 of the FCC Rules. Operation is subject to the following two conditions:

1. This device may not cause harmful interference, and
2. This device must accept any interference received, including interference that may cause undesired operation.

Note: This equipment has been tested and found to comply with the limits for a Class B digital device, pursuant to Part 15 of the FCC Rules. These limits are designed to provide reasonable protection against harmful interference in a residential installation. This equipment generates, uses and can radiate radio frequency energy and, if not installed and used in accordance with the instructions, may cause harmful interference to radio communications. However, there is no guarantee that interference will not occur in a particular installation. If this equipment does cause harmful interference to radio or television reception, which can be determined by turning the equipment off and on, the user is encouraged to try to correct the interference by one or more of the following measures:

- Reorient or relocate the receiving antenna.
- Increase the separation between the equipment and receiver.
- Connect the equipment into an outlet on a circuit different from that to which the receiver is connected.
- Consult the dealer or an experienced radio/TV technician for help.

Operations of this equipment in a residential area is likely to cause harmful interference in which case the user will be required to correct the interference at his own expense.

Industry Canada

CAN ICES-3(B)/NMB-3(B)

To reduce potential radio interference to other users, the antenna type and its gain should be so chosen that the equivalent isotropically radiated power (e.i.r.p.) is not more than that permitted for successful communication.

This device complies with Industry Canada licence-exempt RSS standard(s). Operation is subject to the following two conditions:

1. This device may not cause interference, and
2. This device must accept any interference, including interference that may cause undesired operation of the device.

CAN ICES-3(B)/NMB-3(B)

Pour réduire le risque d'interférence aux autres utilisateurs, le type d'antenne et son gain doivent être choisis de façon que la puissance isotrope rayonnée équivalente (PIRE) ne dépasse pas ce qui est nécessaire pour une communication réussie.

Cet appareil est conforme à la norme RSS Industrie Canada exempts de licence norme(s). Son fonctionnement est soumis aux deux conditions suivantes:

1. Cet appareil ne peut pas provoquer d'interférences et
2. Cet appareil doit accepter toute interférence, y compris les interférences qui peuvent causer un mauvais fonctionnement du dispositif.

CE Marking

CE marking on this product represents the product is in compliance with all directives that are applicable to it.



RoHS/WEEE Compliance Statement



English

European Directive 2002/96/EC requires that the equipment bearing this symbol on the product and/or its packaging must not be disposed of with unsorted municipal waste. The symbol indicates that this product should be disposed of separately from regular household waste streams. It is your responsibility to dispose of this and other electric and electronic equipment via designated collection facilities appointed by the government or local authorities. Correct disposal and recycling will help prevent potential negative consequences to the environment and human health. For more detailed information about the disposal of your old equipment, please contact your local authorities, waste disposal service, or the shop where you purchased the product.

Deutsch

Die Europäische Richtlinie 2002/96/EC verlangt, dass technische Ausrüstung, die direkt am Gerät und/oder an der Verpackung mit diesem Symbol versehen ist, nicht zusammen mit unsortiertem Gemeindeabfall entsorgt werden darf. Das Symbol weist darauf hin, dass das Produkt von regulärem Haushaltsmüll getrennt entsorgt werden sollte. Es liegt in Ihrer Verantwortung, dieses Gerät und andere elektrische und elektronische Geräte über die dafür zuständigen und von der Regierung oder örtlichen Behörden dazu bestimmten Sammelstellen zu entsorgen. Ordnungsgemäßes Entsorgen und Recyceln trägt dazu bei, potentielle negative Folgen für Umwelt und die menschliche Gesundheit zu vermeiden. Wenn Sie weitere Informationen zur Entsorgung Ihrer Altgeräte benötigen, wenden Sie sich bitte an die örtlichen Behörden oder städtischen Entsorgungsdienste oder an den Händler, bei dem Sie das Produkt erworben haben.

Español

La Directiva 2002/96/CE de la UE exige que los equipos que lleven este símbolo en el propio aparato y/o en su embalaje no deben eliminarse junto con otros residuos urbanos no seleccionados. El símbolo indica que el producto en cuestión debe separarse de los residuos domésticos convencionales con vistas a su eliminación. Es responsabilidad suya desechar este y cualesquiera otros aparatos eléctricos y electrónicos a través de los puntos de recogida que ponen a su disposición el gobierno y las autoridades locales. Al desechar y reciclar correctamente estos aparatos estará contribuyendo a evitar posibles consecuencias negativas para el medio ambiente y la salud de las personas. Si desea obtener información más detallada sobre la eliminación segura de su aparato usado, consulte a las autoridades locales, al servicio de recogida y eliminación de residuos de su zona o pregunte en la tienda donde adquirió el producto.

Français

La directive européenne 2002/96/CE exige que l'équipement sur lequel est apposé ce symbole sur le produit et/ou son emballage ne soit pas jeté avec les autres ordures ménagères. Ce symbole indique que le produit doit être éliminé dans un circuit distinct de celui pour les déchets des ménages. Il est de votre responsabilité de jeter ce matériel ainsi que tout autre matériel électrique ou électronique par les moyens de collecte indiqués par le gouvernement et les pouvoirs publics des collectivités territoriales. L'élimination et le recyclage en bonne et due forme ont pour but de lutter contre l'impact néfaste potentiel de ce type de produits sur l'environnement et la santé publique. Pour plus d'informations sur le mode d'élimination de votre ancien équipement, veuillez prendre contact avec les pouvoirs publics locaux, le service de traitement des déchets, ou l'endroit où vous avez acheté le produit.

Italiano

La direttiva europea 2002/96/EC richiede che le apparecchiature contrassegnate con questo simbolo sul prodotto e/o sull'imballaggio non siano smaltite insieme ai rifiuti urbani non differenziati. Il simbolo indica che questo prodotto non deve essere smaltito insieme ai normali rifiuti domestici. È responsabilità del proprietario smaltire sia questi prodotti sia le altre apparecchiature elettriche ed elettroniche mediante le specifiche strutture di raccolta indicate dal governo o dagli enti pubblici locali. Il corretto smaltimento ed il riciclaggio aiuteranno a prevenire conseguenze potenzialmente negative per l'ambiente e per la salute dell'essere umano. Per ricevere informazioni più dettagliate circa lo smaltimento delle vecchie apparecchiature in Vostro possesso, Vi invitiamo a contattare gli enti pubblici di competenza, il servizio di smaltimento rifiuti o il negozio nel quale avete acquistato il prodotto.

Declaration of Conformity

Česky [Czech]	UBIQUITI NETWORKS tímto prohlašuje, že toto UBIQUITI NETWORKS zařízení, je ve shod se základními požadavky a dalšími příslušnými ustanoveními směrnice 1999/5/ES.
Dansk [Danish]	Hermed, UBIQUITI NETWORKS, erklærer at denne UBIQUITI NETWORKS enhed, er i overensstemmelse med de væsentlige krav og øvrige relevante krav i direktiv 1999/5/EF.
Nederlands [Dutch]	Hierbij verklaart UBIQUITI NETWORKS, dat deze UBIQUITI NETWORKS apparaat, in overeenstemming is met de essentiële eisen en de andere relevante bepalingen van richtlijn 1999/5/EC.
English	Hereby, UBIQUITI NETWORKS, declares that this UBIQUITI NETWORKS device, is in compliance with the essential requirements and other relevant provisions of Directive 1999/5/EC.
Eesti [Estonian]	Käesolevaga UBIQUITI NETWORKS kinnitab, et antud UBIQUITI NETWORKS seade, on vastavus olulistele nõuetele ja teistele asjakohastele sätetele direktiivi 1999/5/EÜ.
Suomi [Finnish]	Täten UBIQUITI NETWORKS vakuuttaa, että tämä UBIQUITI NETWORKS laite, on yhdenmukainen olennaisten vaatimusten ja muiden sitä koskevien direktiivin 1999/5/EY.
Français [French]	Par la présente UBIQUITI NETWORKS déclare que l'appareil UBIQUITI NETWORKS, est conforme aux exigences essentielles et aux autres dispositions pertinentes de la directive 1999/5/CE.
Deutsch [German]	Hiermit erklärt UBIQUITI NETWORKS, dass sich dieses UBIQUITI NETWORKS Gerät, in Übereinstimmung mit den grundlegenden Anforderungen und den anderen relevanten Vorschriften der Richtlinie 1999/5/EG befindet.
Ελληνική [Greek]	Δια του παρόντος, UBIQUITI NETWORKS, δηλώνει ότι αυτή η συσκευή UBIQUITI NETWORKS, είναι σε συμμόρφωση με τις βασικές απαιτήσεις και τις λοιπές σχετικές διατάξεις της οδηγίας 1995/5/EK.
Magyar [Hungarian]	Ezennel UBIQUITI NETWORKS kijelenti, hogy ez a UBIQUITI NETWORKS készülék megfelel az alapvető követelményeknek és más vonatkozó 1999/5/EK irányelv rendelkezéseit.
Íslenska [Icelandic]	Hér, UBIQUITI NETWORKS, því yfir að þetta UBIQUITI NETWORKS tæki er í samræmi við grunnkröfur og önnur viðeigandi ákvæði tilskipun 1999/5/EC.
Italiano [Italian]	Con la presente, UBIQUITI NETWORKS, dichiara che questo dispositivo UBIQUITI NETWORKS, è conforme ai requisiti essenziali ed alle altre disposizioni pertinenti della direttiva 1999/5/CE.
Latviski [Latvian]	Ar šo, UBIQUITI NETWORKS, deklarē, ka UBIQUITI NETWORKS ierīce, ir saskaņā ar būtiskajām prasībām un citiem attiecīgiem noteikumiem Direktīvā 1999/5/EK.
Lietuviškai [Lithuanian]	UBIQUITI NETWORKS deklaruoja, kad šis UBIQUITI NETWORKS įrenginys atitinka esminius reikalavimus ir kitas 1999/5/EB Direktyvos nuostatas.

Malti [Maltese]	Hawnhekk, UBIQUITI NETWORKS, tiddikjara li dan il-mezz UBIQUITI NETWORKS huwa konformi mar-rekwiżiti essenzjali u dispozizzjonijiet rilevanti oħrajn ta 'Direttiva 1999/5/EC.
Norsk [Norwegian]	Herved UBIQUITI NETWORKS, erklærer at denne UBIQUITI NETWORKS enheten, er i samsvar med de grunnleggende kravene og andre relevante bestemmelser i direktiv 1999/5/EF.
Slovensky [Slovak]	Týmto UBIQUITI NETWORKS, prehlasuje, že toto UBIQUITI NETWORKS zariadenie, je v súlade so základnými požiadavkami a ďalšími relevantnými ustanoveniami smernice 1999/5/ES.
Svenska [Swedish]	Härmed UBIQUITI NETWORKS, intygar att denna UBIQUITI NETWORKS enhet är i överensstämmelse med de väsentliga egenskapskrav och övriga relevanta bestämmelser som framgår av direktiv 1999/5/EG.
Español [Spanish]	Por medio de la presente UBIQUITI NETWORKS declara que este dispositivo UBIQUITI NETWORKS, cumple con los requisitos esenciales y cualesquiera otras disposiciones aplicables o exigibles de la Directiva 1999/5/CE.
Polski [Polish]	Niniejszym, Ubiquiti Networks, oświadcza, że urządzenie UBIQUITI NETWORKS, jest zgodny z zasadniczymi wymaganiami oraz pozostałymi stosownymi postanowieniami Dyrektywy 1999/5/EC.
Português [Portuguese]	UBIQUITI NETWORKS declara que este dispositivo UBIQUITI NETWORKS, está conforme com os requisitos essenciais e outras disposições da Directiva 1999/5/CE.
Română [Romanian]	Prin prezenta, UBIQUITI NETWORKS declară că acest dispozitiv UBIQUITI NETWORKS este în conformitate cu cerințele esențiale și alte prevederi relevante ale Directivei 1999/5/CE.

Online Resources

Support support.ubnt.com

Community community.ubnt.com

Downloads downloads.ubnt.com



www.ubnt.com